




MERO Access Floor Type 6 / Calcium sulfate

Innovative solutions from one source

Development
Consulting
Planning
Manufacturing
Installation

Access floor
Hollow floor
Floor covering and
Installation
Services




MERO



TSK

Floor systems

Multifunctional and flexible: Access floor of calcium sulfate



Non-flammable floor system which is at all times and everywhere accessible in a nondestructive way, thus facilitating future organizational changes. Selected products can support the qualification of buildings according to LEED or DGNB.

Application

Fields of application of MERO access floor type 6:

- all types of offices
- auditoriums
- class rooms and lecture rooms
- data rooms and computer centers
- libraries
- workshops with little utilization

Possible additional functions:

- sound absorption
- air ventilation
- floor heating

Advantages

- high flexibility
- easy installation of additional equipment and supply lines
- variable construction heights, more than 2 m on request
- huge installation plenum
- easy handling of the panel material
- good fire protection properties
- good sound absorption values
- suitable for the application of various floor coverings

The MERO access floor systems are tested acc. to DIN EN 12825 and certified by independent institutes.

Floor panel



The MERO floor panel Type 6 consists of a fibre-reinforced calcium sulfate panel with fire behavior conforming to class A1 according to the European standard DIN EN 13501. The emission tests are carried out according to international requirements (system tests = panel + pedestal):

- ASTM D 5116-97 (American Emission Test) covers the requirements of LEED (=Leadership in Energy and Environment). This also meets the requirements of the 'Green Label, Singapore'.
- ISO 16000: emission testing recognized worldwide
- AgBB/DIBT: product emission test. This method is applied in Germany.

The panel edges are chamfered milled and protected all round by synthetic trim against mechanical damages and humidity. The surface and/or bottom side of the panel can be provided with galvanized steel sheet or aluminium foil by advanced backing procedure. The panel is available in different qualities, thicknesses and dimensions.

MERO-TSK is using only environmental-friendly materials for their production. The material can be recycled or disposed without any problem for the environment.





Substructure

The MERO substructure can be used for all panel types. The precision steel pedestals are adjustable in height and protected against corrosion by galvanization and passivation. The pedestal base plates are stably glued to the subfloor and can additionally be dowelled on request. During installation pedestal heads are provided with sound absorbing and electrically conducting gaskets which fix the panel. The gaskets can also be delivered with metal rivets if high frequency shielding is required. The use of galvanized stringers increases the load bearing capacity as well as the lateral stability of the whole system. Various qualities are available. The stringers can be loosely attached at the pedestal head or bolted to it with screws.



Planning instructions

Flexibility

To guarantee high flexibility panels with applied floor covering should be used. This allows, e.g. to replace panels with mounting units by standard panels.

Partition walls

For an unlimited use of the access floor cavity partition walls should always be installed on the access floor system. Only fire section walls or walls between different working areas should be installed directly on the subfloor, however, legal requirements for fire safety must be observed.

Floor coverings

The access floor system type 6 can be provided with many different floor coverings at the factory.

- PVC
- linoleum
- natural rubber
- laminate
- needle felt
- velours
- parquet
- stoneware
- natural stone
- stainless steel / checker plate

MERO-TSK has standard floor coverings available on stock or can provide them on short notice.

Mounting units

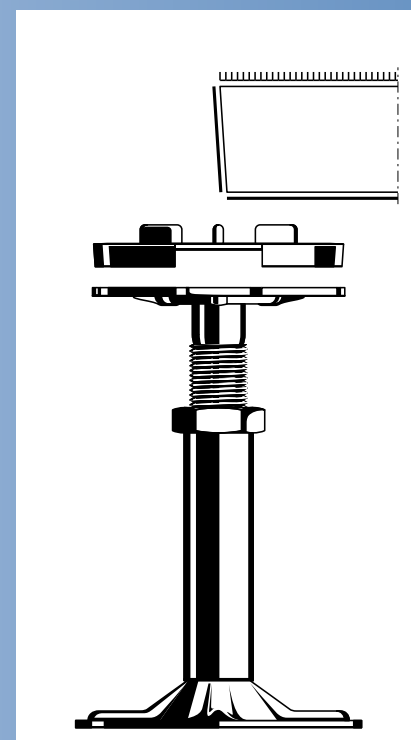
Cutouts for mounting units like sockets, air outlets etc. can either be done at factory or on jobsite. However, step bores for twist air outlets can only be done at factory.

Wall connections

The connection of the access floor system to walls or rising building parts is done by special self-adhesive foam tape which avoids impact sound transmission. Additionally, intumescent fire sealing strips can be applied, if required. The cut edges of access floor panels must always be sealed.

Special advice

The climate conditions during the time of installation and the later use should be similar.



Technical data*: Access floor type 6 / calcium sulfate | MERO

Accessories: (see pamphlet)

- Cutouts
- Special wall connections
- Power supply units
- Air outlets
- Air conditioning panels
- Fascias
- Bridgings
- Expansion joints
- Stairs and ramps
- Additional impact sound insulation
- MERO floor coverings

Supplementary special brochures:

- Low-height access floors for the refurbishment of buildings
- Floor systems for computer centers
- Floor systems for offices
- (air ventilation & twist-air outlets)
- Heavy duty floors
- Floor heating
- Access floor accessories
- Sound absorbing floors (in preparation)

*For further technical data

Please refer to our product data sheets which are available on request.

Panel

Dimensions:	600 x 600 mm
Panel thickness: (without covering)	~ 23 - 40 mm
Panel surface:	<ul style="list-style-type: none"> • floor covering or • without coating or • galvanized steel sheet • without coating or • aluminium foil on request or • galvanized steel sheet
Panel bottom:	
System weight: (without covering, floor height 1000 mm)	~ 43 - 70 kg/m ²
Panel weight:	~ 14,5 - 23 kg/unit
Panel material:	fibre-reinforced calcium sulfate

Substructure

Module:	600 x 600 mm
Pedestal material:	galvanized steel
Construction height: (without covering)	~ 40 - 1800 mm
Recommendation:	Stringers should generally be used from a finished floor height of > 500 mm

Load values

Concentrated load:	
• acc. to DIN EN 12825	Class 1 - 6
• Nominal load	2.000 - 6.000 N (higher loads on request)
• Ultimate load	> 4.000 - 12.000 N

Electrostatic

Independant from system and covering	> 10 ⁵ Ohm
--------------------------------------	-----------------------

Fire protection

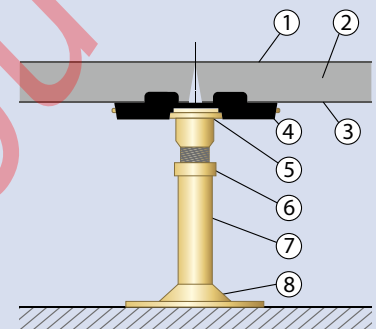
Building material class acc. to DIN EN 13501 T1:	A1
Fire resistance class acc. to DIN 4102 T2:	F30 possible

Thermal conductivity

Base material:	~ 0,44 W/mk
----------------	-------------

Acoustic values

Sound reduction index R _{L,w,P}	51 - 58 dB	New denomination acc. to DIN EN
Normalized impact sound pressure level L _{n,w,P}	66 - 38 dB	Normalized flank level difference D _{n,f,w,P}
Improvement of sound pressure level red. ΔL _{w,P}	14 - 35 dB	Normalized flank impact sound pressure level L _{n,f,w,P}
		Improvement of sound pressure level reduction ΔL _{w,P}



1. Floor covering / steel sheet
2. Floor panel
3. Steel sheet or aluminium foil
4. Gasket
5. Pedestal head
6. Hexagonal nut
7. Tube
8. Base plate glued to the subfloor, can be dowelled on request



Head office:
**MERO-TSK
International GmbH & Co. KG**

Max-Mengeringhausen-Str. 5
D-97084 Würzburg/Germany

ACRA - Fitouts

John Minehane
+353 86 85 87 398

john@acraltl.ie

www.acraltl.ie

Postal address:

**MERO-TSK
International GmbH & Co. KG**

Product Division Floor Systems

Lauber Straße 11

D-97357 Prichsenstadt/Germany

Phone.: +49 (0) 93 83 203-603

Fax: +49 (0) 93 83 203-629

E-mail: bodensysteme@mero.de

Internet: www.mero.de